

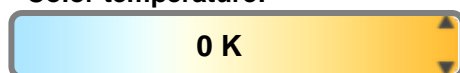
Light efficiency:



Light quality:



Color temperature:



Output: 10088 lm

Peak: 17079 cd

Power: 421 W

PF: 1.0



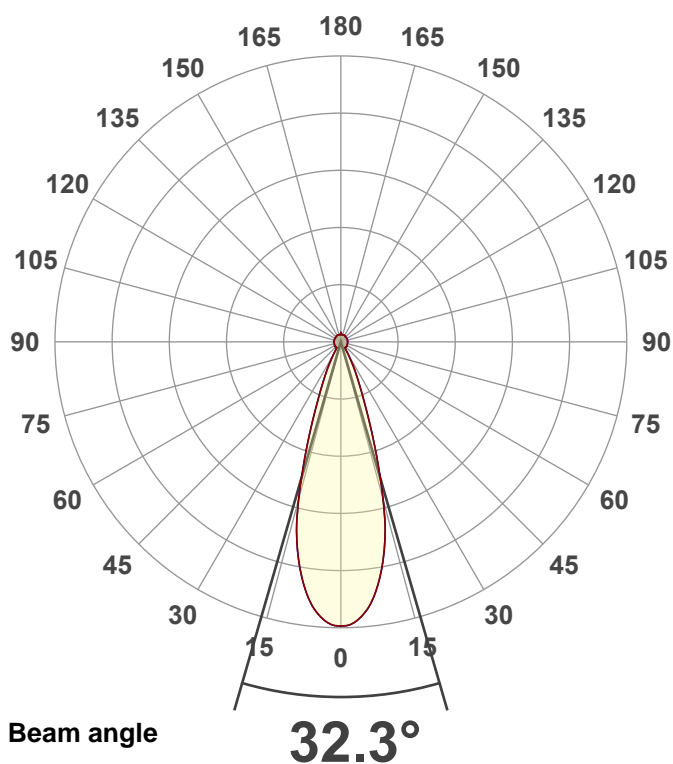
Product name:

Hydro Flex L19 (Zoom Out Green)

Item number:

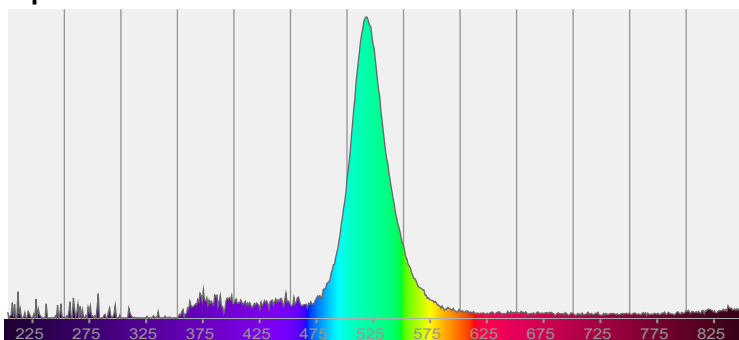
Date and time:

9/6/2025 10:14:24 AM

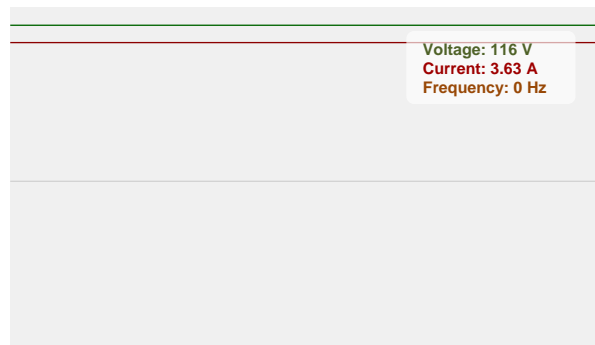



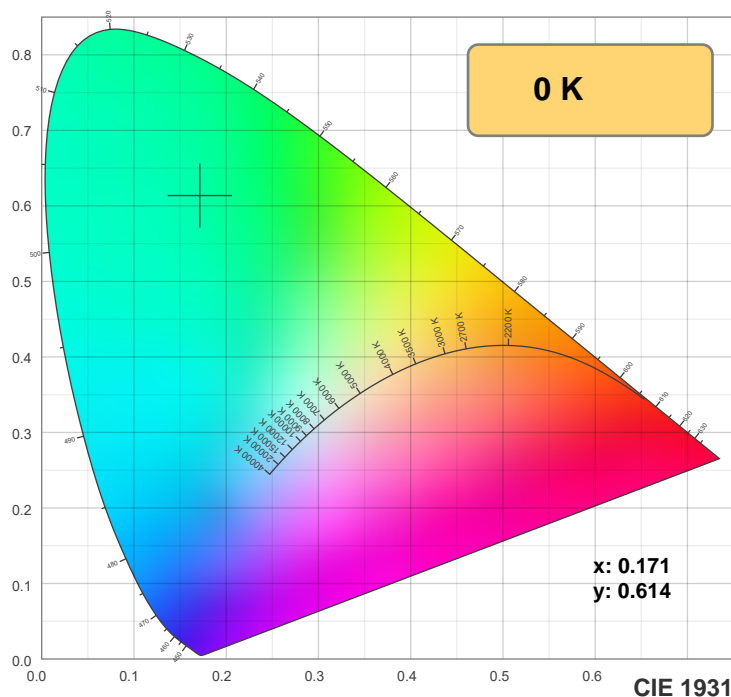
CIE 1931
x: 0.171
y: 0.614

Spectra



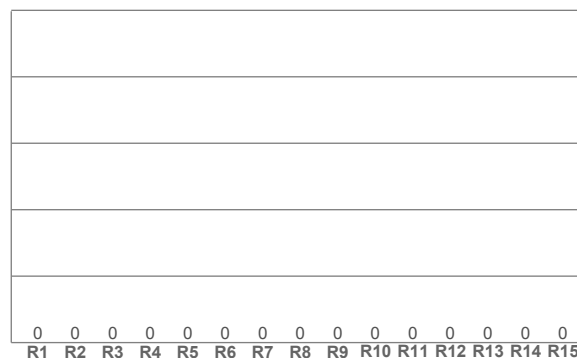
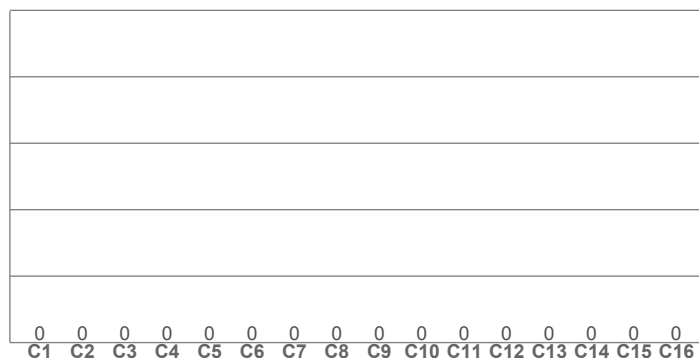
Power





TM-30: 0.0

CRI: 0.0 (R1-R8)



CRI R values, only R1-R8 are used to calculate final CRI value

R1	R2	R3	R4	R5	R6	R7	R8	R9	R10	R11	R12	R13	R14	R15
0.0	0.0	0.0	0.0	0.0	0.0	0.0	0.0	0.0	0.0	0.0	0.0	0.0	0.0	0.0

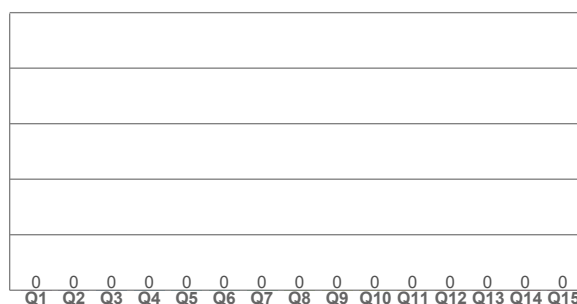
TM30 C values, 16 binned values out of total of 99 C values

C1	C2	C3	C4	C5	C6	C7	C8	C9	C10	C11	C12	C13	C14	C15	C16
0.0	0.0	0.0	0.0	0.0	0.0	0.0	0.0	0.0	0.0	0.0	0.0	0.0	0.0	0.0	0.0

CQS Q values

Q1	Q2	Q3	Q4	Q5	Q6	Q7	Q8	Q9	Q10	Q11	Q12	Q13	Q14	Q15
0.0	0.0	0.0	0.0	0.0	0.0	0.0	0.0	0.0	0.0	0.0	0.0	0.0	0.0	0.0

CQS: 0.0



Color parameters

Color temperature	Color rendering index	Red component	Color fidelity	Color gamut	Color quality scale	Color coordinate cie 1931	Color coordinate cie 1931	Color coordinate	Color coordinate	Color deviation from black body
CCT	CRI	CRI R9	TM30 Rf	TM30 Rg	CQS	x	y	u	v	Δuv
0 K	0.0	0.0	0.0	0.0	0.0	0.171	0.614	0.068	0.367	n/a

TM-30 details


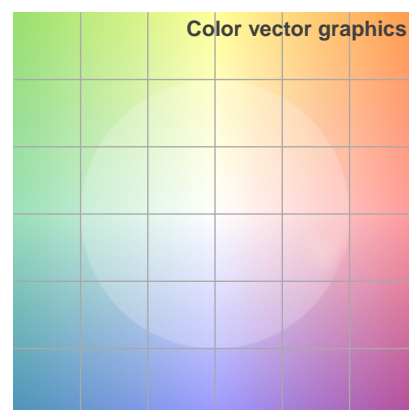
Rf 0.0

Fidelity index Rf

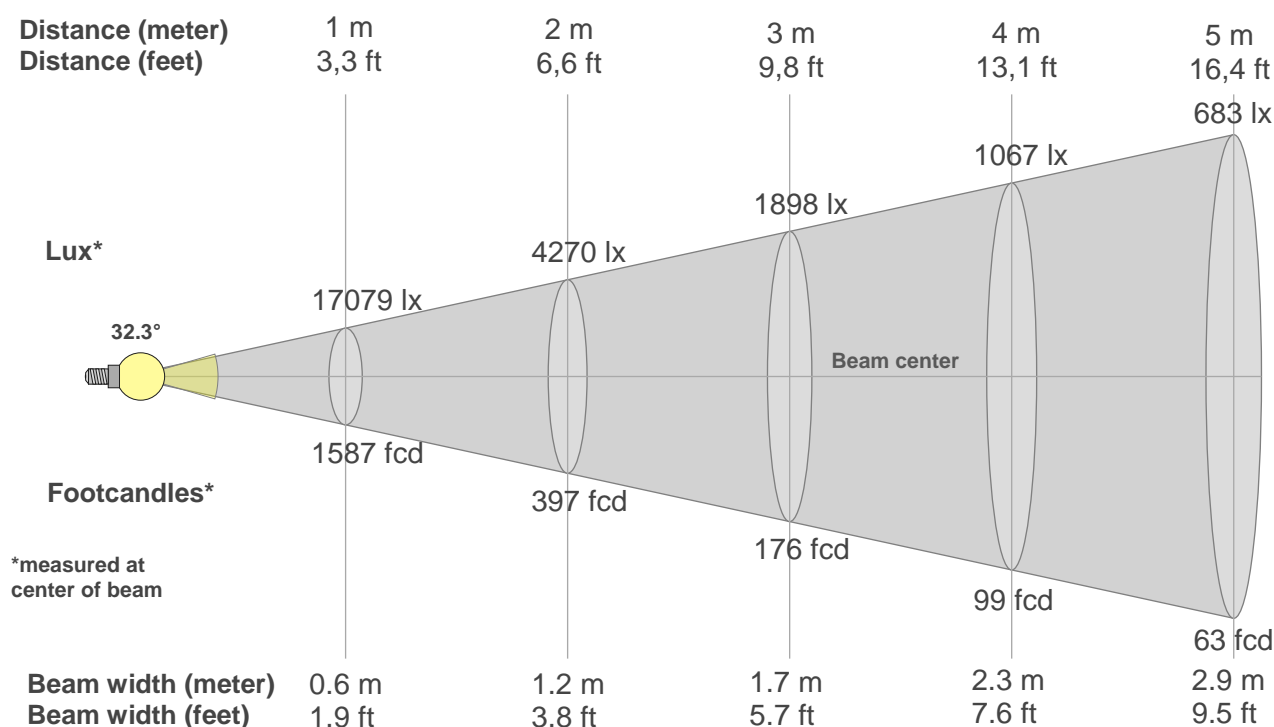
Rg 0.0

Gamut index Rg

Hue Bin	R _i	Shifts (%)	
		Chroma	Hue
1	0	0%	0%
2	0	0%	0%
3	0	0%	0%
4	0	0%	0%
5	0	0%	0%
6	0	0%	0%
7	0	0%	0%
8	0	0%	0%
9	0	0%	0%
10	0	0%	0%
11	0	0%	0%
12	0	0%	0%
13	0	0%	0%
14	0	0%	0%
15	0	0%	0%
16	0	0%	0%



Beam details



Beam intensities from 1-20m

1m	2m	3m	4m	5m	6m	7m	8m	9m	10m	11m	12m	13m	14m	15m	16m	17m	18m	19m	20m
3.3ft	6.6ft	9.8ft	13.1ft	16.4ft	19.7ft	23ft	26.2ft	29.5ft	32.8ft	36.1ft	39.4ft	42.7ft	45.9ft	49.2ft	52.5ft	55.8ft	59.1ft	62.3ft	65.6ft
17079lx	4270lx	1898lx	1067lx	683lx	474lx	349lx	267lx	211lx	171lx	141lx	119lx	101lx	87lx	76lx	67lx	59lx	53lx	47lx	43lx
1586.7fcd	396.7fcd	176.3fcd	99.2fcd	63.5fcd	44.1fcd	32.4fcd	24.8fcd	19.6fcd	15.9fcd	13.1fcd	11fcd	9.4fcd	8.1fcd	7.1fcd	6.2fcd	5.5fcd	4.9fcd	4.4fcd	4fcd

Intensities in 0° c-plane

0°	2°	4°	6°	8°	10°	12°	14°	16°	18°	20°	22°	24°	26°	28°	30°	32°	34°	36°	38°
17.1k	17.0k	16.6k	16.0k	15.1k	14.0k	12.6k	10.9k	8.7k	6.6k	4.8k	3.5k	2.6k	1.9k	1.4k	1.0k	0.6k	0.5k	0.4k	0.4k
100%	99%	97%	94%	89%	82%	74%	64%	51%	38%	28%	21%	15%	11%	8%	6%	4%	3%	3%	3%

Intensities in 90° c-plane

0°	2°	4°	6°	8°	10°	12°	14°	16°	18°	20°	22°	24°	26°	28°	30°	32°	34°	36°	38°
17.1k	17.0k	16.6k	16.0k	15.1k	14.0k	12.6k	10.9k	8.7k	6.6k	4.8k	3.5k	2.6k	1.9k	1.4k	1.0k	0.6k	0.5k	0.4k	0.4k
100%	99%	97%	94%	89%	82%	74%	64%	51%	38%	28%	21%	15%	11%	8%	6%	4%	3%	3%	3%

Intensities in 180° c-plane

0°	2°	4°	6°	8°	10°	12°	14°	16°	18°	20°	22°	24°	26°	28°	30°	32°	34°	36°	38°
17.1k	17.0k	16.6k	16.0k	15.1k	14.0k	12.6k	10.9k	8.7k	6.6k	4.8k	3.5k	2.6k	1.9k	1.4k	1.0k	0.6k	0.5k	0.4k	0.4k
100%	99%	97%	94%	89%	82%	74%	64%	51%	38%	28%	21%	15%	11%	8%	6%	4%	3%	3%	3%

Intensities in 270° c-plane

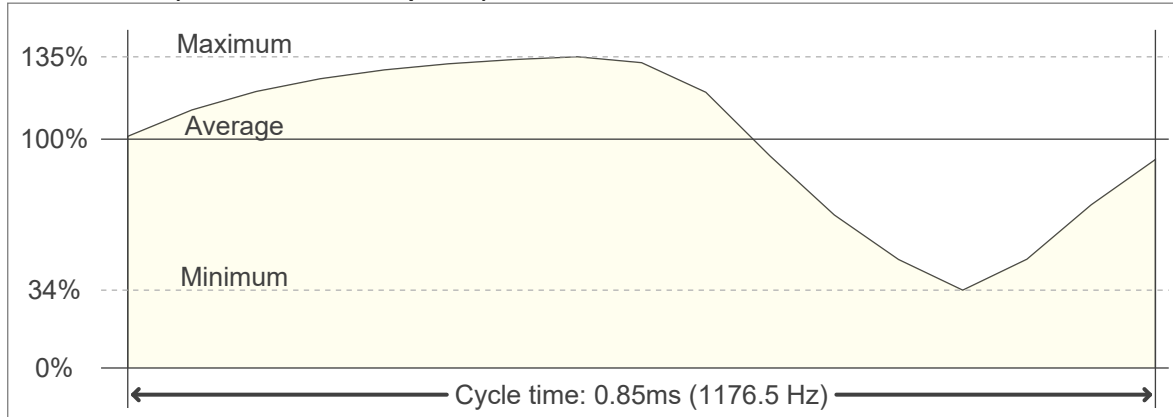
0°	2°	4°	6°	8°	10°	12°	14°	16°	18°	20°	22°	24°	26°	28°	30°	32°	34°	36°	38°
17.1k	17.0k	16.6k	16.0k	15.1k	14.0k	12.6k	10.9k	8.7k	6.6k	4.8k	3.5k	2.6k	1.9k	1.4k	1.0k	0.6k	0.5k	0.4k	0.4k
100%	99%	97%	94%	89%	82%	74%	64%	51%	38%	28%	21%	15%	11%	8%	6%	4%	3%	3%	3%

Beam angle 50%	Field angle 10%	Cutoff angle 2,5%	Intensity ratio in 120° cone	Intensity ratio in 90° cone
32.3°	53.5°	360°	61.4%	55.8%

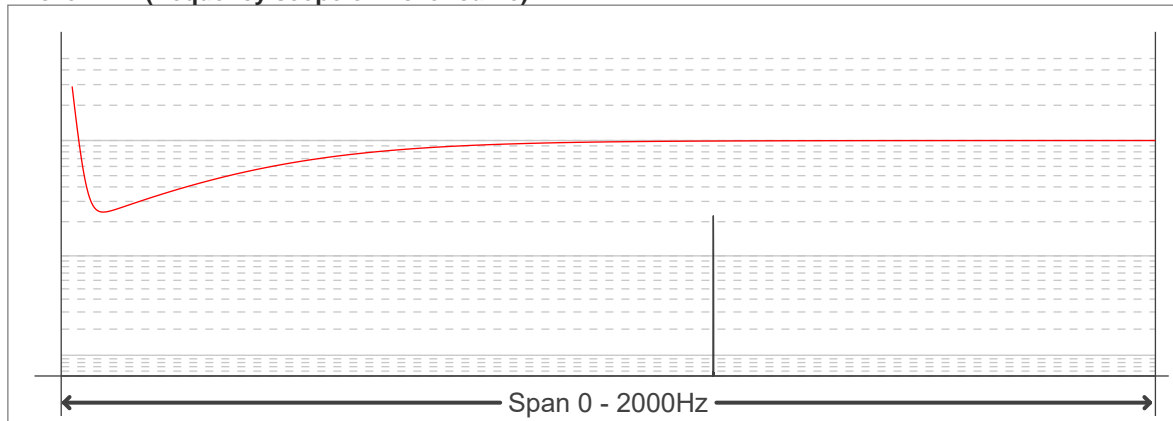
Flicker curve (complete sampled flicker signal)



Flicker frame (frame of one flicker period)



Flicker FFT (frequency scope of flicker curve)



Flicker results:

Flicker frequency:		1176.47 Hz	
Flicker index:	0.15	JA8/10 40Hz	0.27 %
Flicker percentage:	97.32 %	JA8/10 90Hz	0.58 %
SVM: (Visual flicker)	0.46	JA8/10 200Hz	1.25 %
PstLM	0	JA8/10 400Hz	2.33 %
Mp	0.05	JA8/10 1000Hz	3.94 %

Flicker conditions:

Sample rate:	20000 samples/second
--------------	----------------------